

BookNook Tutoring Student Registration Guide

Please see below for instructions on how to register your L.A. Unified student(s) for BookNook tutoring. **Tip: Use your student's device to register for an easier login.** To watch a video tutorial, [click here](#).



Step 1: [Click on this link](#) or scan the QR code on the right. Then click on the green “Start” button. Parents/families are also able to access this site in Spanish and French.

Welcome to BookNook Tutoring!

Signing up is quick, easy, and only takes a few minutes.

IMPORTANT NOTE: Is your student in the Beyond the Bell after school program?

If **your child IS in the Beyond the Bell after school program**, please select only two session options: the **3:30-4:00pm** timeslot and the **4:00-4:30pm** timeslot.

If **your child is NOT in the Beyond the Bell after school program**, please select only one session: the **3:00-3:30pm** timeslot.

Unfortunately, we cannot make any exceptions to the time selection options due to program guidelines. We look forward to supporting you and your students in improving literacy outcomes!



PLEASE NOTE: To join BookNook Tutoring, you'll need to log into the school Clever account for each child you'd like to enroll.

START



Scan the QR Code to be taken directly to the registration page!



Step 2: Enter the Parent/Caregiver information, select your child’s school, and then click “Next” to proceed to the Student Information Page.

Note: It is highly recommended, although optional, to provide at least one method of communication. If you provide an email or phone number, parents/caretakers will receive email reminders and/or text messages about their child’s participation in the program.

Parent/Caregiver

FIRST NAME *
First Name

LAST NAME *
Last Name

EMAIL
Email

MOBILE NUMBER
Mobile Number

PROGRAM NAME *
LAUSD Fall 2022 Cohort 1

SCHOOL
Choose one:

★ If you have a child at more than one school, simply select a school they attend.

☐ I agree to receive text messages from BookNook about my child(ren)'s participation in this tutoring program.

☐ I agree to BookNook's [Privacy Policy](#) and [Terms of Service](#).

NEXT

Step 3: On the Student Information Page, you will login to your student’s Clever account by clicking on the blue button, “Log in with Clever.”

BookNook Help

Tutoring Sign Up

STEP 2 OF 3

Student #1

To sign your child up for tutoring, you or your child **MUST** log in to their school Clever account. If neither of you know their Clever ID login, please contact their teacher. For more info on how to log into Clever, [click here](#).

PLEASE NOTE: You must log out of any previous student's Clever account before attempting to connect this student's account.

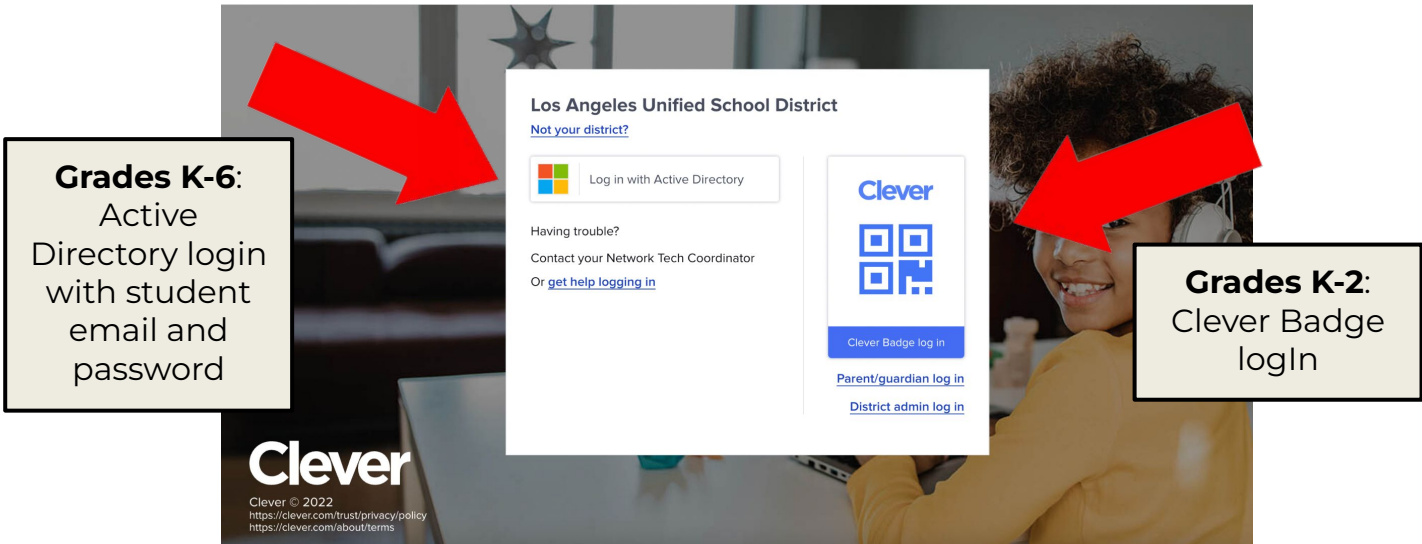
CLEVER *
C Log in with Clever Not logged in

SUBMIT STUDENT

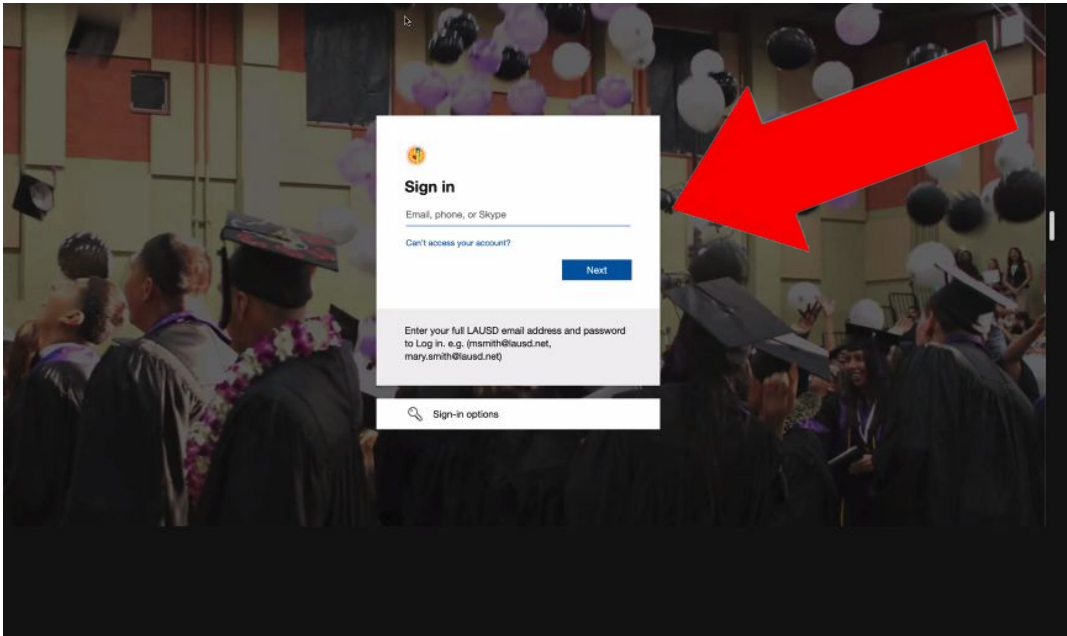


BookNook Student Registration Guide for Parents and Families

If your student is in Kindergarten to Second Grade, you have two options. You may login using a Clever badge or you may click on “Log in with Active Directory.”. For grades 3-6, you will need to click on “Log in with Active Directory” and use your student email and password. If you need your email login or Clever badge, reach out to your classroom teacher.



If you click on “Log in with Active Directory,” that will prompt you to enter your student’s LAUSD email address ending in mymail.lausd.net and password. If you do not know your student’s email and password, please reach out to your student’s teacher.



BookNook Student Registration Guide for Parents and Families

Step 4: After you have successfully logged into your student's Clever account, your student's name and grade level will automatically populate. You will see the message "Successfully logged in!" in green next to the Clever login button.

Now you will select your preferred times for tutoring. Tutoring will be on Mondays, Wednesdays, and Thursdays.

IMPORTANT NOTE: Is your student in the Beyond the Bell after school program?

If **your child IS in the Beyond the Bell after school program**, please select only two session options: the **3:30-4:00pm** timeslot and the **4:00-4:30pm** timeslot.

If **your child is NOT in the Beyond the Bell after school program**, please select only one session: the **3:00-3:30pm** timeslot.

Unfortunately, we cannot make any exceptions to the time selection options due to program guidelines. We look forward to supporting you and your students in improving literacy outcomes!

Tutoring Sign Up

ENGLISH

STEP 2 OF 2

Student #1

To sign your child up for tutoring, you or your child MUST log in to their school Clever account. If neither of you know their Clever ID login, please contact their teacher. For more info on how to log into Clever, [click here](#).

PLEASE NOTE: You must log out of any previous student's Clever account before attempting to connect this student's account.

C

Log in with Clever

Successfully logged in!

Student Information

FIRST NAME *

Penelope

LAST NAME *

Hernandez

GRADE *

4

Monday

Preference for Tutoring Times

Your tutoring days are: **Monday, Wednesday and Thursday**

If **your child IS in the Beyond the Bell after school program**, please select only two session options: the **3:30-4:00pm** timeslot and the **4:00-4:30pm** timeslot.

If **your child is NOT in the Beyond the Bell after school program**, please select only one session: the **3:00-3:30pm** timeslot.

Please be advised that selecting a preferred time does not guarantee you the time slot. Your student will be placed in a group that is most conducive to their growth.

FIRST CHOICE *

Choose one:

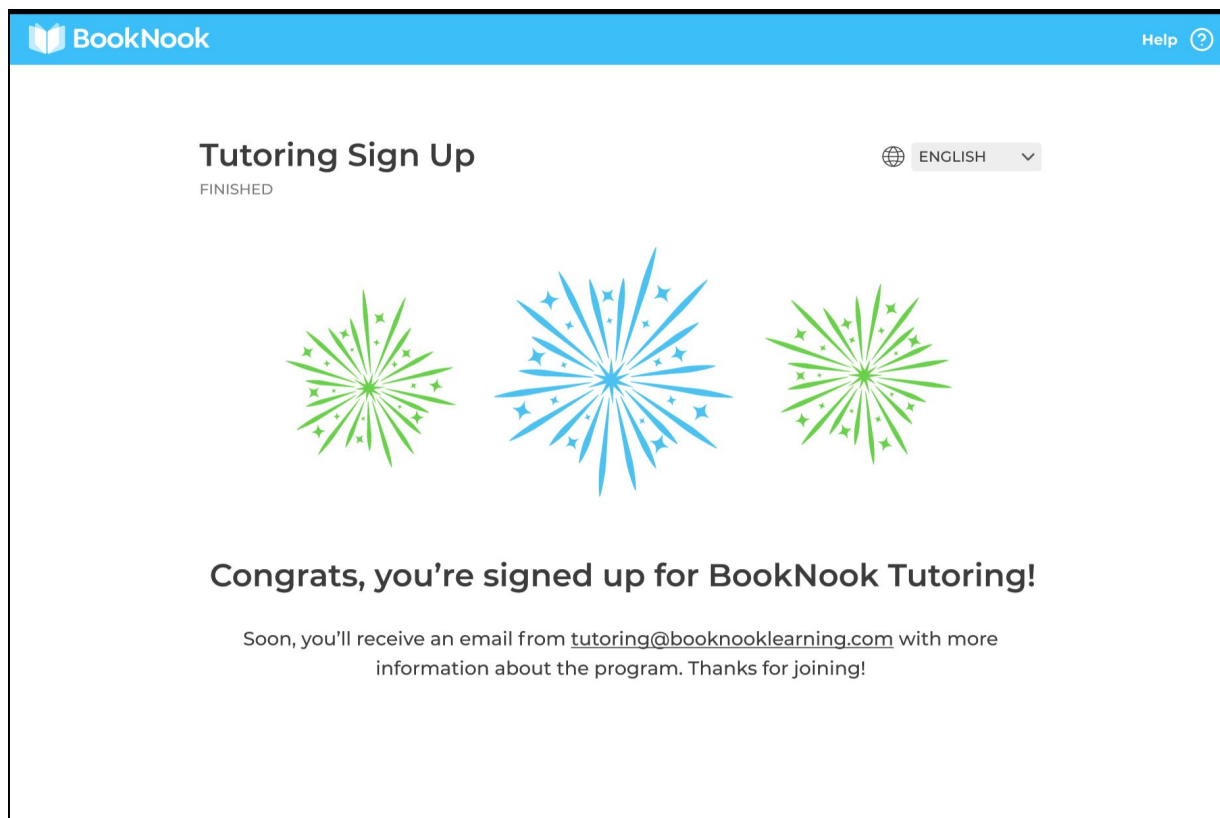
3:00 - 3:30 pm

3:30 - 4:00 pm

4:00 - 4:30 pm

BookNook Student Registration Guide for Parents and Families

Step 5: After you click “Submit,” you will receive a confirmation that you’ve signed up your student for BookNook tutoring!



Important Note:

For families with multiple students—After completing registration for student #1, it is recommended that you refresh your browser at the the top of your screen or start the registration process over for student #2 in a new tab to ensure both students' registration has been successfully submitted. You should see the congratulations page and email confirmation (if you provided your email) indicating that your registration was a success for each student that you have signed up.

Need help? Visit [this page](#) for BookNook live chat or ticket support. You may also call us at (888) 210-6063.

